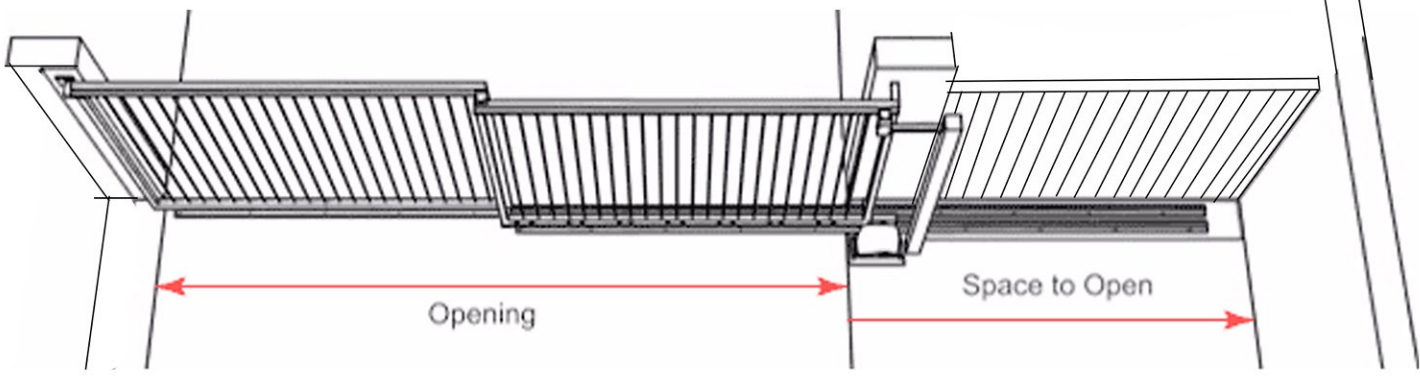



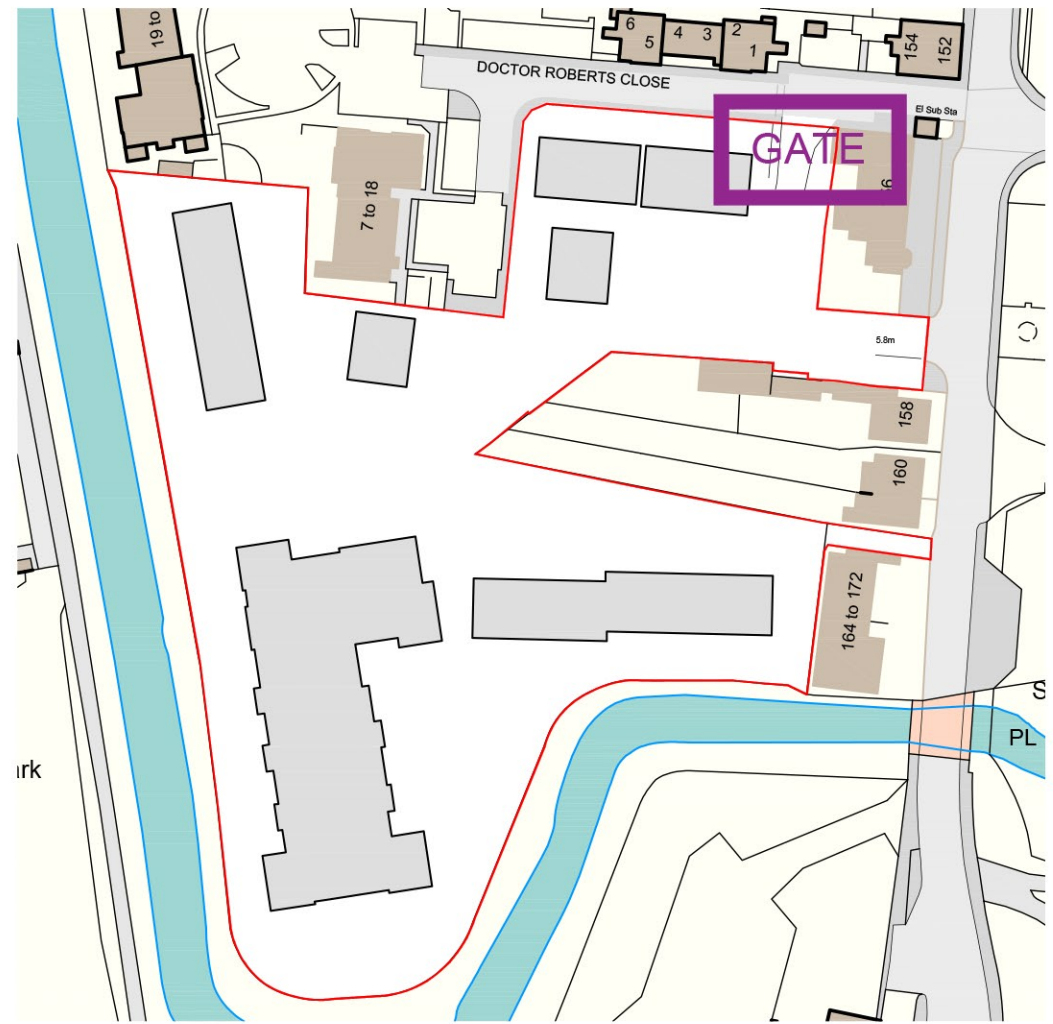
REVISIONS		
Rev.	Date	By



Space to open two panels is: $\frac{1}{2}$ Opening + 200mm to 300mm

Schematic view of the telescopic gate (not to scale)

Proposed Retirement Housing - SITE GATE



Key plan - Not to scale

©CHURCHILL LIVING

planning issues
TOWN PLANNING AND ARCHITECTURAL DESIGN

Rob Jackson RIBA
Design Director - South West
Churchill House * Parkside
Ringwood * Hampshire BH24 3SG
Telephone: (01425) 462372
E-mail design@planningissues.co.uk

Client

Churchill Living
Your lifestyle • Your choice

Project Title
Retirement Housing
Hanson and Phillips Depot
Bridport
DT6 3NP

Drawing Title
SITE GATE
PLANNING APPLICATION

Scale	1:100 A3	Date	May 2024
Drawn	KR	Checked	RJ
Drawing No.	10128BP- PA16		